

Malwanchal University
Board of Studies (DM/M.Ch)
Minutes of Meeting

A meeting was held on 4th July 2022 to discuss the academic calendar, syllabus and examination pattern of the newly introduced course of D.M. (Endocrinology) and M.Ch (Paediatric Surgery) for the admission batch 2021 with due consideration of the existing NMC norms

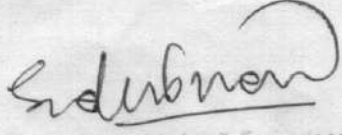
The meeting was attended by:


1. Dr. Ajay Gupta Professor & Head, Endocrinology
2. Dr. Abhyuday Verma, Asst. Professor of Endocrinology
3. Dr. Manish Patel, Professor of Surgery
4. Dr. S.Mourya, Professor & Head, Medicine
5. Dr. Atul Vyas, Professor & Head, Surgery
6. Dr. A. Pithwa, Professor & Head of Surgery, Amaltas Medical College, Indore


All the related points were already discussed with the entire faculty of concerned departments with a conclusive preparation of following:


1. Academic calendar for the admission batch 2021 (Annexure-1)
2. University examination marks, passing criteria and division of the syllabus for paper I, Paper II, paper III and paper IV. (Annexure-2)
3. Syllabus for D.M. (Endocrinology) (Annexure- 3)
4. Syllabus for MCh (Paediatric Surgery) (Annexure- 4)

C.C.
Dean, Index Medical College, Indore
Vice Chancellor, Malwanchal University, Indore
Controller of Examination, Malwanchal University, Indore
Registrar (Examination), Malwanchal University, Indore


Dr. Sudhir Mourya
MBBS, MD (Med.) M.B.A. (H.A.)
Professor & HOD, General Medicine
Reg. No.4440, IMCHRC, INDORF


21/08/22
Dean
Index Medical College,
Hospital & R.C.,INDORE


Dr. Ajay Gupta
MD, D.M, Endocrinology
Professor & Head-Endocrinology
Reg. No. MP13203


for Prof. & Head of Department-Surgery
Index Medical College Hospital
Research Center, INDORE


सुपर-स्पेशियलिटी
डॉ. अभ्युदय वर्मा
MD, DNB, FACE
प्रोफेसर - एंडोक्राइनोलॉजी
रजि. नं. MP-2912

Training & Examination Pattern for DM Endocrinology & M.Ch. (Paediatric Surgery)

(As per guidelines of NMC)

Doctor of Medicine (D.M.)/Master of Chirurgie (M.Ch.) - The training programme shall be on the same pattern as for M.D./M.S. in clinical disciplines; practical training including advanced diagnostic, therapeutic and laboratory techniques, relevant to the subject of specialization. For M.Ch. candidates, there shall be participation in surgical operations.

Period of training for D.M./M.Ch. Course shall be three years viz. six academic terms including examination period.

1. DM Endocrinology

The examinations shall be organized on the basis of 'Grading' or 'Marking system' to evaluate and to certify postgraduate student's level of knowledge, skill and competence at the end of the training.

Obtaining a minimum of 50% marks in 'Theory' as well as 'Practical' separately shall be mandatory for passing examination as a whole.


There will be four theory papers of 100 marks each, as below:

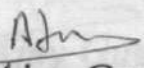
- Paper I: Basic sciences relevant to the discipline of endocrinology and metabolism
- Paper II: Clinical aspects and diagnosis of endocrinology and metabolism disorders
- Paper III: Therapeutic aspects of endocrinology and Metabolism and Laboratory technology Paper
- Paper IV: Recent Advances in Endocrinology & Metabolism


Each Paper shall be of 3 hours duration

2. Clinical / Practical and Oral/viva voce Examination (Total marks-400):


- There would be four examiners for clinical examination. These would comprise of two internal and two external examiners.
- The maximum number of candidates to be examined in clinical/Practical and viva on any day shall not exceed 3 for D.M./M.Ch. examinations.
- Clinical examination will be conducted over 2 days:
 - Day 1: Two long cases (one of the long cases must be diabetes); 4 short cases; 4 spotters covering different aspects of Endocrinology
 - Day 2: Knowledge of laboratory techniques and their evaluation in clinical situation. Clinical slides, imaging, emergencies, and viva voce.
- The logbook of procedures and 15 interventions shall also be assessed in the practical examination. The research paper shall be presented.


29/08/22
Dean


Dr. Ajay Gupta
MD, DM, Endocrinology
Professor & Head-Endocrinology
Reg. No. MP13203


डॉ. अभ्युदय वर्मा
MD, DNB, FACE
प्रोफेसर - एं. मे. काइनेटोलॉजी
रजि. नं. MP-2912

Dr. Sudhir Mourya
MBBS, MD (Med.) M.B.A. (H.A.)
Professor & HOD, General Medicine
Reg. No. 4440, IMCHRC, INDORF


for Prof. & Head of Department-Surgery
Index Medical College Hospital
INDORF

3. M.Ch (Paediatric Surgery)

The M.Ch. examination shall be in two parts:

1. Theory: There shall be four theory papers (100 marks each) as follows:
 - a. Paper I: Basic Sciences in Pediatric Surgery, Trauma, Transplantation
 - b. Paper II: Regional Pediatric Surgery (Head and Neck, Thorax), Pediatric Oncosurgery
 - c. Paper III: Regional Pediatric Surgery (Abdomen, Genitourinary)
 - d. Paper IV: Recent advances in Pediatric surgery

Each Paper shall be of 3 hours duration

The theory examination shall be held in advance before the clinical and practical examination, so that the answer books can be assessed and evaluated before the commencement of the clinical/practical/oral examination.

The post graduate students for M.Ch in Pediatric surgery will be examined also in surgical procedures.

2. Practical (Total marks-400): The practical examination should consist of the following and should be spread over two days, if the number of candidates appearing is more than one:

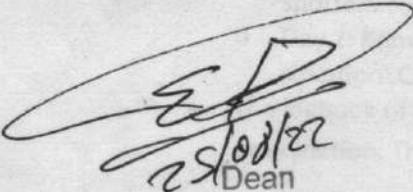
- a. Four cases from various sections of Pediatric surgery/subspecialities: History taking, physical examination, interpretation of clinical findings, differential diagnosis, investigations, prognosis and management.


- b. Ward rounds comprising of discussion of practical problems in the management of pediatric patients undergoing surgery.


- c. Viva-voce examination –


- Instruments and operative procedures
- Radiology and imaging
- Surgical Pathology
- Thesis and logbook evaluation


Other recommendations: Systematic and periodic formative assessment should be done every 6 months and feedback should be given to trainee.


Dean
Index Medical College,
Hospital & R.C., INDORE


Dr. Ajay Gupta
MD, DM, Endocrinology
Professor 2 Head-Endocrinology
Reg. No. MP13203


सुपर-स्पेशियलिटी
डॉ. अभ्युदय वर्मा
MD, DNB, FACE
ऑफिसर - एंडोक्राइनोलॉजी
रजि. नं. MP-2912


Dr. Sudhir Mourya
MBBS, MD (Med.) M.B.A. (H.A.)
Professor & HOD, General Medicine
Reg. No. 4440, IMCHRC, INDORE


Prof. & Head of Department-Surgery
Index Medical College Hospital,
Research Center, INDORE

D.M. Endocrinology: Syllabus

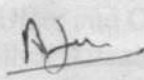
D.M. Endocrinology is a three years training period designed to meet the minimum requirements for training in Endocrinology prior to certification.

Course and Curriculum of DM Endocrinology:


1. Basic Sciences as related to Clinical Endocrinology:
 - a. Hormone receptors / receptor biology
 - b. Genetics in Endocrinology
 - c. Molecular biology
 - d. Hormonal assays
2. Disorder of growth and sexual differentiation
3. Endocrine disorders in childhood and adolescence
4. Diabetes Mellitus
5. Hypothalamo – pituitary disorders
6. Thyroid disorders
7. Reproductive disorders and problems of menopause
8. Bone and mineral metabolism
9. Adreno-cortical and adreno-medullary disorders
10. Metabolic disorders (lipids, carbohydrates and protein metabolism related disorders, including inborn errors of metabolism).


Total syllabus for theory evaluation is divided into four parts:


- Paper I: Basic sciences relevant to the discipline of endocrinology and metabolism
- Paper II: Clinical aspects and diagnosis of endocrinology and metabolism disorders
- Paper III: Therapeutic aspects of endocrinology and Metabolism and Laboratory technology Paper
- Paper IV: Recent Advances in Endocrinology & Metabolism


Dr. Ajay Gupta
MD, D.M., Endocrinology
Professor 2 Head-Endocrinology
Reg. No. MP13203


Prof. & Head of Department-Surgery
Indax Medical College Hospital
& Research Center, INDORE


25/08/22
Dean
Indax Medical College,
Hospital & R.C. INDORE


Dr. Sudhir Mourya
MBBS, MD (Med.) M.B.A. (H.A.)
Professor & HOD, General Medicine
Reg. No. MP-2912, IMCHRC, INDORE


सुपर-स्पेशियलिटी
डॉ. अभ्युदय वर्मा
MD, DNB, FACE
प्रोफेसर - एंडोक्राइनोलॉजी
रजि. नं. MP-2912

M.Ch. Pediatric Surgery: Syllabus

1. GENERAL 1. Molecular Genetics and Gene Therapy 2. Clinical Genetics 3. The Fetus as a Patient 4. The Newborn as a Surgical Patient including metabolic considerations 5. Respiratory Physiology and Care 6. Extra Corporeal Life Support in Cardiopulmonary Failure 7. Cardiovascular physiology and Care 8. Sepsis and related considerations 9. Surgical implications of Hematological disease 10. Nutrition 11. Paediatric anesthesia 12. Ethical and Legal considerations in Paediatric surgery
2. TRAUMA 13. Infants and Children as Accident victims and their Emergency management 14. Thoracic injuries 15. Abdominal trauma 16. Genitourinary tract trauma 17. Early evaluation and management of hand, soft tissue and Envenomation injuries 18. Musculoskeletal trauma 19. Central Nervous System Injuries 20. Vascular injuries 21. Treatment of Burns 22. Special Consideration in Trauma: Child Abuse and Birth injuries
3. MAJOR TUMORS IN CHILDHOOD 23. Principles of paediatric oncology 24. Biopsy techniques for children with cancer 25. Wilms Tumor 26. Neuroblastoma 27. Liver Tumors 28. Rhabdomyosarcoma 29. Teratomas and other germ cell tumors 30. Non-Hodgkin's Lymphoma and Hodgkin's disease in Childhood and Adolescence 31. Common Bone tumors 32. Central nervous system tumors and vascular malformations 33. Ovarian Tumors 34. Testicular Tumors
4. TRANSPLANTATION 35. Principles of transplantation 36. Kidney transplantation 37. Pancreatic transplantation 38. Liver transplantation 39. Intestinal transplantation 40. Heart and Lung transplantation 41. Surgical problems associated with bone marrow transplantation
5. HEAD AND NECK 42. Disorders of the eye 43. Craniofacial abnormalities 44. Cleft lip and palate 45. Otolaryngologic disorders 46. Salivary glands 47. Lymph node disorders 48. Thyroid/Parathyroid disorders 49. Cysts and Sinuses of the neck 50. Torticollis
6. THORAX: Disorders of the breast, Congenital Chest wall deformities, diaphragmatic hernia and Eventration, Benign Mediastinal Cysts and Tumors, Laryngoscopy, Bronchoscopy, and Thoracoscopy, Lesions of Larynx and trachea, Respiratory problems related to the airway and lung, Disorders of the thoracic cavity and pleura and infections of the lung, pleura and Mediastinum, Tumors of the lung, Esophagoscopy and other diagnostic techniques, Esophageal rupture and perforation, Congenital Anomalies of the Esophagus, Caustic strictures of the Esophagus, Esophageal replacement, Disorders of Esophageal function, Gastro esophageal Reflux

ABDOMEN: Disorders of the Umbilicus and of the abdominal wall, Inguinal Hernia and Hydrocele, Undescended Testis, Torsion and Varicocele, Hypertrophic pyloric stenosis, Peptic Ulcer and Other Conditions of the stomach, Duodenal Atresia and Stenosis, Jejunio-ileal Atresia and Stenosis, Meconium Ileus, Meckel's Diverticulum, Intussusception and Intestinal Obstruction, Short-Bowel Syndrome, Gastrointestinal

सुपर-स्पेशियलिटी

डॉ. अभ्युदय वर्मा

MD, DNB, FACE

फेसर - एंडोक्राइनोलॉजी

रजि. नं. MP-2912

Dean

Index Medical College
Hospital & R.C., INDORE

Dr. Ajay Gupta

MD, DM, Endocrinology

Professor & Head-Endocrinology
Reg. No. MZ13203


for Prof. & Head of Department - Surgery
Index Medical College Hospital
& Research Center, INDORE


Dr. Sudhir Mourya

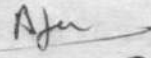
(BBS, MD (Med.) M.B.A. (H.A.)
Professor & HOD, General Medicine
Reg. No. 4440, IMCHRC, INDORE


Endoscopy, Laparoscopy and other Non-invasive Surgical Techniques, Gastrointestinal Bleeding, Gastrointestinal Duplications, Mesenteric and Omental Cysts, Ascites, Polypoid Disease of the Gastrointestinal Tract, Necrotizing Enterocolitis, Ulcerative Colitis, Primary peritonitis, Stomas of the Large and Small Intestine, Atresia, Stenosis and Other Obstructions of the Colon, Appendicitis, Hirschprung's Disease and Related Neuromuscular Disorders of the Intestine, Anorectal Malformations, Other Disorders of the Anus and Rectum, Anorectal function, Colorectal Tumors, The Jaundiced Infant: Biliary Atresia and Other Obstructions, Choledochal Cyst, Gallbladder Disease and Hepatic Infections, Nonmalignant Tumors of the Liver, Portal Hypertension, Pancreas, Spleen and Adrenal Glands

8. GENITO-URINARY AND RELATED DISORDERS: Agenesis, Dysplasia and Cystic Disease, Renal Fusions and Ectopia, Congenital Anomalies of the Pyeloureteral Junction and the Ureter, Renal Infection, Abscess, Vesicoureteral Reflux, urinary Lithiasis and Renal Vein Thrombosis, Ureteral Duplication and Ureterocele, Megaureter and Prune-Belly Syndrome, Diversion and Undiversion, Disorders of the Bladder Function, Abnormalities of the urethra, Penis and Scrotum, Ambiguous Genitalia in the newborn, Abnormalities of the Female Genital Tract
9. SPECIAL AREAS OF PAEDIATRIC SURGERY: Congenital Heart Disease and Anomalies of the Great Vessels, Management of Spina Bifida, Hydrocephalus, Central Nervous System Infections, and Intractable Epilepsy, Major Congenital Orthopedic Deformities, Bone and Joint Infections, Amputation Considerations in Childhood
10. SKIN, SOFT TISSUES, AND BLOOD VESSELS: Congenital Defects of the skin, muscles, Connective tissues, Tendons, and Hands, Tumors of the Soft Tissues, Conjoined Twins, Vascular Anomalies: Hemangiomas and Malformations, Arterial and Venous Disorders in Childhood


Dean
Index Medical College,
Hospital & R.C., INDORE


सुपर-स्पेशियलिटी
डॉ. अभ्युत्ता तमरा
MD, DNB, FACE
प्रोफेसर - एंडोक्राइनोलॉजी
रजि. नं. MP-2912


Dr. Ajay Gupta
MD, DM, F. Endocrinology
Professor & Head-Endocrinology
Reg. No. MP13203


Dr. Sudhir Mourya
MBBS, MD (Med.) M.B.A. (H.A.)
Professor & HOD, General Medicine
Reg. No. 4440, IMCHRC, INDORE


Prof. & Head of Department-Surgery
Index Medical College Hospital
& Research Center, INDORE